

VT Protean Capital ELDeR Fund

October 2025 Factsheet

Fund Overview

The fund aims to deliver superior risk adjusted returns with low volatility and correlation to conventional assets. This is achieved by applying leading edge risk management to an actively managed portfolio of bespoke defined return investments. The fund invests in institutional structured securities and high-quality corporate bonds alongside positions in liquid derivatives linked to global benchmark indices. Exposure to the full range of defined return strategies allows optimal allocation over the investment cycle and portfolio diversification.

Commentary

October saw equity markets continue to perform well with particular strength in Japan, while GBP swap rates declined by c. 0.25% along the curve. The fund (Class A Accumulation) returned 1.00% in the month taking the annualised YTD growth rate to 8.36% despite maintaining a relatively low beta.

Portfolio turnover remained low with the manager recycling some small, seasoned positions into a new FTSE/S&P growth product.

Fund Information

Fund Size	£70,312,896.01
Launch Date	30th August 2017
Currency	GBP
Liquidity	Daily
Income Distributions (A Net Inc Share Class)	Quarterly
Managers	Bob Champney, Mike Egerton

Fund Charges

Initial Charge	0%
Annual Management Charge	50bps
Ongoing Charges Ratio	65bps

Dealing Information

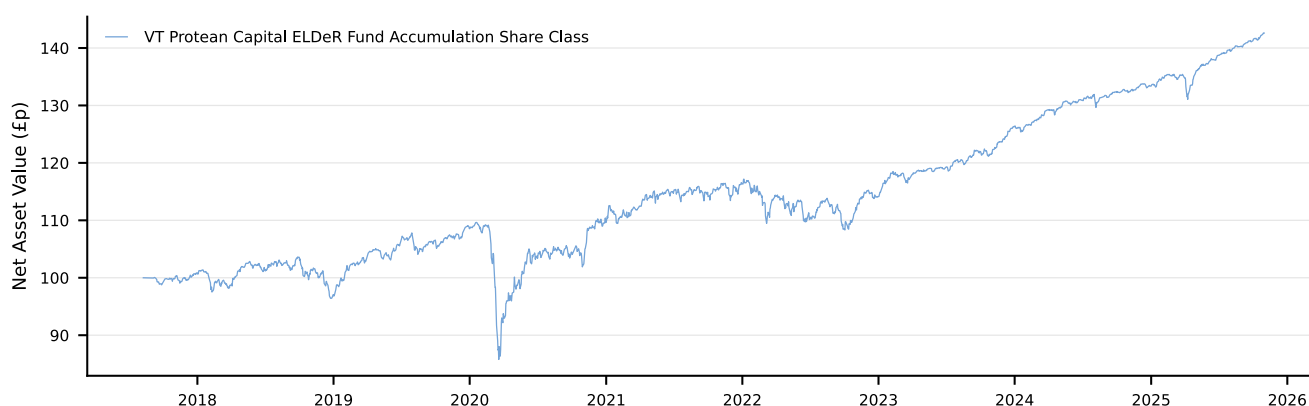
Liquidity	Daily
Valuation Time	12:00
Dealing Line	Tel: 01343 880344
Dealing Email	protean@valu-trac.com

Identifiers

	Class A Net Income	Class A Net Accumulation
ISIN	GB00BYX11T35	GB00BYX11W63
SEDOL	BYX11T3	BYX11W6
Bloomberg Code	VTPCAGI LN	VTPCAGA LN

Fund Performance

Class A Net Accumulation Share Class Summary



	Inception	5 Years	3 Years	12 Months	3 Months	Unit NAV
Price Return	42.60%	39.69%	27.78%	7.84%	2.03%	142.6008p

Past performance is not a reliable indicator of future results
Data as of 31/10/2025
Source: Bloomberg

Distribution Enquiries

LGBR Capital is the appointed distributor for the VT Protean Capital ELDeR Fund

T: 0203 195 7100

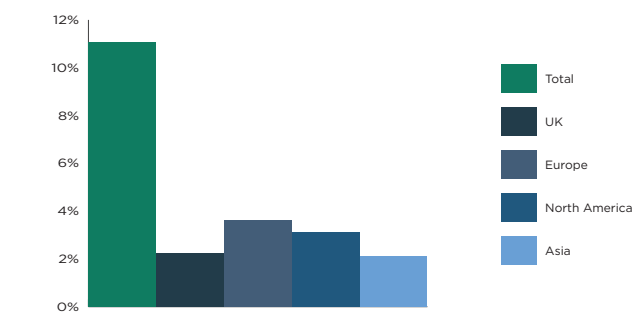
E: investor-relations@lgbrcapital.com

	12 Month Yield		5 Year Income Growth		3 Year Income Growth		1 Year Income Growth		
Yield/Growth	4.73%		3.13%		3.56%		1.76%		
	2017*	2018	2019	2020	2021	2022	2023	2024	2025
Distributions	0.8244p	3.7795p	4.0366p	4.0789p	4.1152p	4.2982p	4.4500p	4.7084p	3.5654p

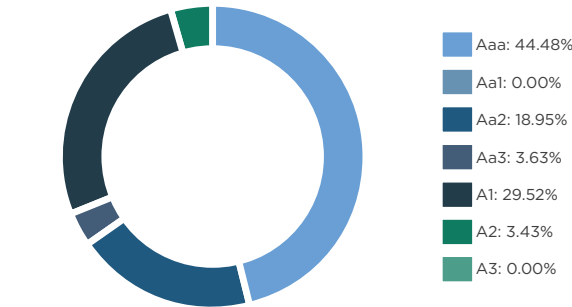
Past Performance is not a reliable indicator of future results
Sum of Quarterly Income Distributions
*Q4 Income Distribution.
Data as of 31/10/2025
Source: Bloomberg

Holdings

Equity Exposure



Credit Exposure



Source: Protean Capital.
Data presented as of 31st October 2025.

Top 10 Holdings

Total number of holdings (ex. cash): 35

Name	% of Fund
CIBC Dual Index Income Note 08/29	4.42%
UBS Dual Index Income Note 08/29	4.27%
BOFA Dual Index Income Note 04/30	4.24%
Citigroup Dual Index Growth Note 01/29	3.98%
UK Gilt 03/28	3.60%
RBC Covered Bond 01/28	3.58%
Lloyds Bank Covered Bond 11/27	3.57%
HSBC Covered Bond 08/27	3.57%
Nationwide BS Covered Bond 04/26	3.57%
GS Dual Index Income Note 06/28	3.42%

Risk Profile



Lower potential risk/rewards Higher potential risk/rewards
Please refer to the Key Investor Information Document for a full description.

Risk Considerations

This summary highlights some potential risks of investment. Any investment should only be made after careful review of the terms and risks set out in the Fund's prospectus which is available directly from the Fund's Authorised Corporate Director (Valu-Trac Investment Management Limited) or via their website (<https://www.valu-trac.com>).

- Commodity:** As an asset class, commodities can experience higher levels of fluctuation than bonds or money market securities. If the level of commodity markets were to fall significantly, the value of the Fund may be adversely affected.
- Counterparty:** The Fund may conclude various transactions with contractual partners. If a contractual partner becomes insolvent, it may no longer or may only partly settle unpaid debts owed to the Fund.
- Credit:** If the credit quality of the guarantor of a security held within the Fund deteriorates, it may adversely impact the value of the security.
- Currency:** The Fund may invest in overseas securities. Movements in exchange rates may, when not hedged, cause the value of investments to increase or decrease.
- Derivatives:** Investments in derivatives may result in gains or losses that are greater than the original amount invested.
- Equities:** The value of an equity security may go up or down based on the economic performance of the issuer. Equity securities could be exposed to volatility in the market or sector in which the issuer operates as well as the volatility of the general economy.
- Interest rate:** Some of the Fund's financial instruments may be interest bearing. As such, the Fund may be exposed to interest rate risk due to fluctuations in the prevailing market rates.
- Legal/tax:** Tax regulations and concessions are not guaranteed and can change at any time. The levels of tax benefits and liabilities arising from an investment in the Fund will depend upon individual circumstances and may change in the future.
- Liquidity:** During difficult market conditions, some securities or larger holdings may not be able to be bought or sold quickly enough to prevent or minimise a loss

Copyright 2012-2025 Protean Capital LLP. All rights reserved. Any unauthorised use or disclosure is prohibited. This document has been prepared by Protean Capital LLP ("Protean") and/or one of its affiliates. Protean is authorised and regulated by the Financial Conduct Authority, with FRN: 593439. The services described within this document are not available to private individuals. The information contained herein was obtained from various sources; we do not guarantee its accuracy or completeness. Neither the information nor any opinion expressed herein constitutes an offer, or an invitation to make an offer, to buy or sell any securities or any options, futures or other derivatives related to such securities. This information is being provided for your sole use and is not for distribution to a third party without the express prior permission of Protean. The information contained herein forms no part of any order or contract with Protean.